



Vehicle History Report

Report generated: 11-14-2023



2015 JEEP WRANGLER

VIN : 1C4BJWEG9FL564784

Trim Sahara	Engine V-6 3.6L	Fuel Type Gasoline	Transmission 5-Speed Automatic;6-Speed Manual;	Drive Type 4WD
Doors 4	Body Type 4-Door Open Body - Left Hand Drive (JK)	Vehicle Type	Country United States	



Vehicle Summary

6 record(s) found

This section shows a summary of all major events and significant records of this vehicle.



Title Brand

The vehicle has a branded title



Odometer

The vehicle has no mileage discrepancy



Accident

1 accident record(s) found.



Damage

1 Record(s) of damage are found for the vehicle



Event

The vehicle has 1 specific event reported



Service & Repair

The vehicle has no service & repair record(s)



Auction

The vehicle has 1 auction record(s)



Lien/Loan

The vehicle has 4 lien or loan record(s)



Theft

The vehicle has no stolen or theft record(s)



Recall

The vehicle has no open recalls record



Vehicle Usage Record

1 usage(s) found

Vehicle has personal usage record

Personal

Lease

Rental

Taxi

Police

Fleet

Commercial

Government



Ownership History

2 record(s) found

This section summarizes the ownership history of this vehicle



1st Owner

Purchased On:

2014

Located In:

PA

Owned From:

11/2014 - 04/2018

Duration of Ownership

3 year(s) 5 month(s)



2nd Owner

Purchased On:

2018

Located In:

NY

Owned From:

04/2018 - Present

Duration of Ownership





5 year(s) 7 month(s)



Auction History

1 auction record(s) found

This section contains information about the auction history of the vehicle. Includes auction information with 10+ auction photos per listing



Status

Sold

Date

09/03/2020

Price

\$4,100

⚠️ Runs & Drives

⚠️ Engine Start

✅ Has Keys

Auction Information

Seller Type:

No information

Auction Date:

09/03/2020

Location:

Newburgh (NY)

Title & Condition

Title Type:

SM

Primary Damage:

All over



Title Brand Check

2 problem(s) found



Fire Brand

The vehicle title has no fire damage record



Hail brand

The vehicle title has no hail damage record



Flood brand

The vehicle title has no flood damage record



Junk or scrapped brand

The vehicle title has no auction junk record



Manufacturer buyback

The vehicle title has no manufacturer buyback record



Lemon brand

The vehicle title has no lemon brand record



Salvage brand

The vehicle title has salvage brand record



Rebuilt or rebuildable brand

The vehicle title has no rebuilt or rebuildable record



Odometer Brand

The vehicle title has mileage discrepancy record



Auction brand

The vehicle title has auction record



Event Verification

1 record(s) found



Insurance Loss record

The vehicle has no Insurance Loss record



Titled to an insurance company record

The vehicle has no titled to an insurance company record



Auction Lemon record/Manufacturer Buyback

The vehicle title has no auction lemon record



Abandoned title record

The vehicle has no abandoned title record



Grey market title record

The vehicle has no grey market title record



Loan/Lien record

The vehicle has loan/lien record



Repossessed record

The vehicle has no repossessed record



Corrected title record

The vehicle has no corrected title record



Duplicate title record

The vehicle has no duplicate title record



Theft record

The vehicle has no theft record

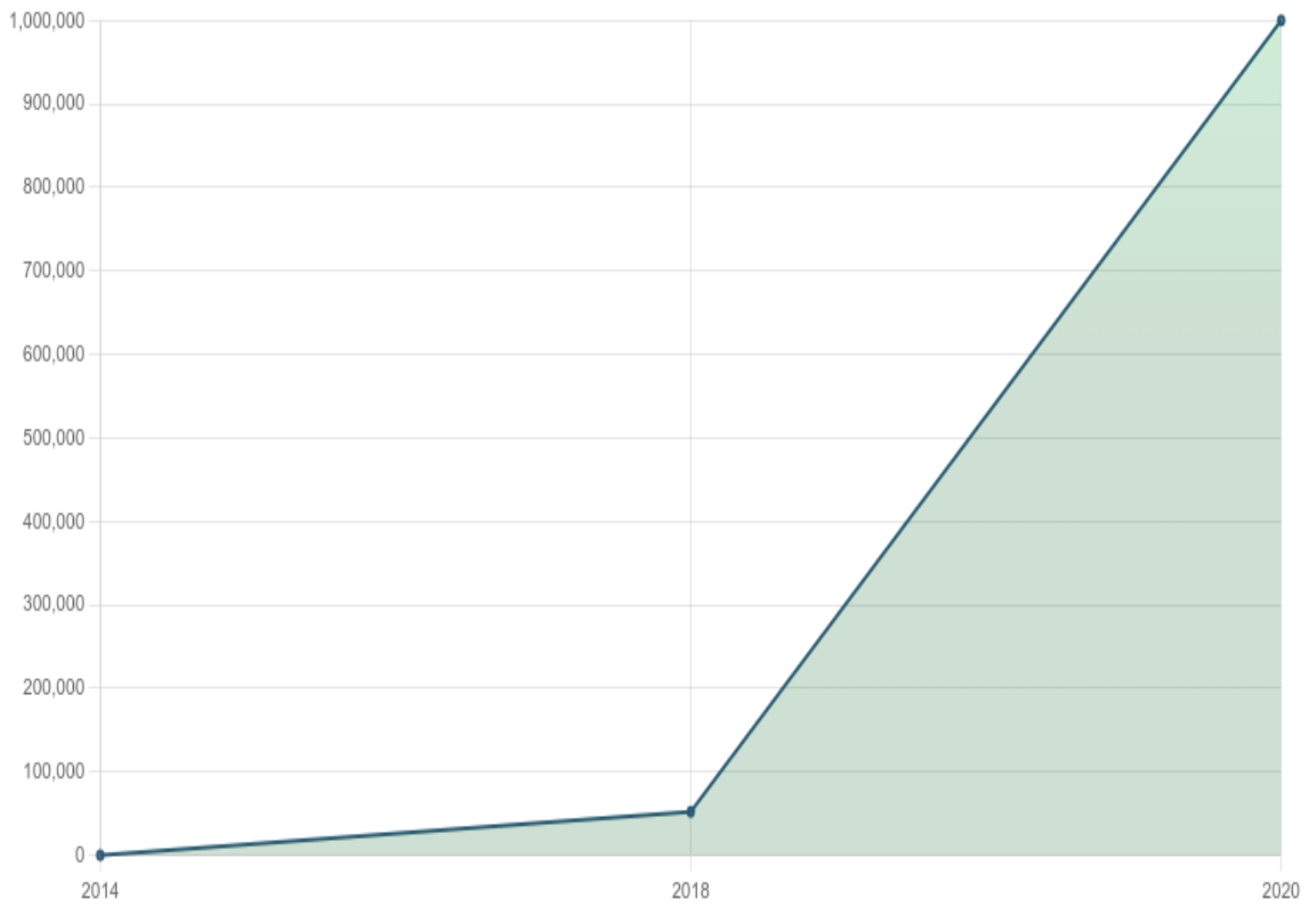


Mileage Records

3 record(s) found

Last known record: 999,999

Date Reported	Mileage
11/25/2014	51
05/15/2018	52,148
09/03/2020	999,999



Accident Records

1 record(s) found

Accident

Reported on **08/02/2019**

Located at **ULSTER COUNTY,
NY**



Damage Verification

1 record(s) found



Non-title fire damaged

The vehicle title has no fire damage record



Non-title hail damaged

The vehicle title has no hail damage record



Non-title flood damaged

The vehicle title has no flood damage record



Auction junk or scrapped

The vehicle title has no record of auction junk



Recycling facility

The vehicle title has no record of recycling facility



Structural alteration

The vehicle title has no structural damage record



Salvage auction

The vehicle title has no salvage auction record



Auction rebuildable

The vehicle title has no auction rebuildable record



Minor/Major damage incident

The vehicle has minor/major damage incident



Dent and Scratches

The vehicle title has no dent and scratches record



Lien/Loan Records

4 record(s) found

This record shows that someone else has a right of possession on the vehicle - usually whoever leant the owner the money for the car. You shouldn't buy the car unless the lienholder is going to release the lien.

Event Date	Location	Data Source
11/25/2014	SAYRE, PA	Federal Motor Vehicle Records
10/02/2015	SAYRE, PA	Federal Motor Vehicle Records
09/23/2016	COVINGTON, PA	Federal Motor Vehicle Records
05/11/2017	WELLSBORO, PA	Federal Motor Vehicle Records



Detailed Vehicle History

13 record(s) found

This section gives you a comprehensive and detailed information recorded in this VIN.

Date	Source	Location	Odometer	Details
11/25/2014	Federal Motor Vehicle Records	SAYRE, PA	51	Title(title #:74092363) (lien Reported)
12/04/2014	Federal Motor Vehicle Records	SAYRE, PA	N/A	Registration Event/renewal
10/02/2015	Federal Motor Vehicle Records	SAYRE, PA	N/A	Title(title #:74092363) (lien Reported)
10/07/2015	Federal Motor Vehicle Records	SAYRE, PA	N/A	Registration Event/renewal
09/23/2016	Federal Motor Vehicle Records	COVINGTON, PA	N/A	Title(title #:74092363) (lien Reported) Registration Event/renewal
09/26/2016	Federal Motor Vehicle Records	COVINGTON, PA	N/A	Registration Event/renewal
05/11/2017	Federal Motor Vehicle Records	WELLSBORO, PA	N/A	Title(title #:74092363) (lien Reported) Registration Event/renewal
09/28/2017	Federal Motor Vehicle Records	WELLSBORO, PA	N/A	Registration Event/renewal
04/12/2018	Federal Motor Vehicle Records	MARLBORO, NY	N/A	Registration Event/renewal
05/15/2018	Federal Motor Vehicle Records	MARLBORO, NY	52,148	Title
08/02/2019	State Agency	ULSTER COUNTY, NY	N/A	Collision With Another Vehicle(case #:38019414) Air Bag Deployed(case #:38019414)
09/19/2019	Federal Motor Vehicle Records	ALBANY, NY	N/A	Title Not Actual Miles Salvage

09/03/2020

Auction

NEWBURGH
(NY)

999,999

Sale Status: SoldPrice: \$4,100Primary
Damage: All OverSecondary Damage:
N/aVehicle Exported To N/a

This section shows repairs you may want to perform on your vehicle and its estimated costs

Wheels - Alignment

\$0 - \$0 in parts

- **\$128 - \$174 in labor**

Alignment is the process of making sure all 4 wheels point in the same direction, which will cause the vehicle to drive straight and not drift. Performing this service regularly (yearly or after the vehicle starts drifting) will extend the life of your tires. Alignment is measured in degrees of camber (tire leaning inward or outward), caster (forward or backward slope of steering components in relation to the McPherson struts) and toe (the direction the tires are pointing). Toe-in means that the tires are pointing inward; toe-out means that the tires are pointing outward. Most vehicles are "averaged" for everyday driving.

Brakes - Adjust

\$0 - \$0 in parts

- **\$107 - \$145 in labor**

Please note: Pricing shown is for either front brakes or rear brakes. Modern braking systems typically are self-adjusting to ensure that the brake pad maintains constant contact with the braking surface on a rotor or drum when the brakes are applied. Older brakes may need periodic adjustment where the pad is realigned to close the gap between it and the surface by tightening adjustment screws in the brake mechanism.

Brake Fluid - Flush Fluid & Bleed Brakes

\$85 - \$114 in parts

- **\$103 - \$139 in labor**

Air in the brake lines can create a spongy feeling when you apply the brakes. Bleeding the brake lines usually removes the air, but it isn't a job for the faint of heart. Better left to professionals, newer ABS braking systems require specialized equipment to complete the job.

Brakes - Replace Pads & Rotors

\$277 - \$376 in parts

- **\$185 - \$251 in labor**

Please note: Pricing shown is for either front brakes or rear brakes. Made of ceramic, organic or metallic material, brake pads squeeze against the brake disc rotors to slow the vehicle down. Every time you apply the brakes, the pads wear down a tiny bit. Eventually a wear indicator starts squeaking to tell you it's time to replace the brake pads. A mechanic can examine brake pad

thickness during a tire rotation or other service. Sometimes you feel a vibration while applying the brakes. That's a sign that you may need to resurface or replace the brake rotors. Resurfacing a brake rotor will extend the life of the rotors by grinding a tiny amount of the metal surface area away to remove any irregularities or other imperfections that have cropped up over time. After a while, the entire brake rotor may need replacement if it has become too thin (through repeated grindings) or warped from variations in temperature. Don't delay, as brakes are probably one of the most critical safety devices on your vehicle, right up there with seat belts.

Brakes - Replace Pads

\$85 - \$114 in parts

- **\$197 - \$267 in labor**

Please note: Pricing shown is for either front brakes or rear brakes. Made of ceramic, organic or metallic material, brake pads squeeze against the brake disc rotors to slow the vehicle down. Every time you apply the brakes, the pads wear down a tiny bit. Eventually a wear indicator starts squeaking to tell you it's time to replace the brake pads. It's always better to replace the pads before they start squeaking, to avoid damaging the brake rotors. A mechanic can check brake pad thickness during a tire rotation or other service. The number of miles you can go before replacing the brake pads really depends on your driving style.

Brakes - Replace Pads & Resurface Rotors

\$149 - \$202 in parts

- **\$182 - \$246 in labor**

Please note: Pricing shown is for either front brakes or rear brakes. Made of ceramic, organic or metallic material, brake pads squeeze against the brake disc rotors to slow the vehicle down. Every time you apply the brakes, the pads wear down a tiny bit. Eventually a wear indicator starts squeaking to tell you it's time to replace the brake pads. A mechanic can check brake pad thickness during a tire rotation or other service. As part of the service, the rotors will be resurfaced by grinding part of the metal surface away to remove irregularities or other imperfections. Resurfacing extends the life of the rotor and is less expensive than replacing the rotor.

Brakes - Replace Rotors

\$163 - \$221 in parts

- **\$133 - \$181 in labor**

Please note: Pricing shown is for either front brakes or rear brakes. Sometimes you feel a vibration while applying the brakes. That's a sign that you may need to resurface or replace the brake rotors. Resurfacing a brake rotor will extend the life of the rotors by grinding a tiny amount of the metal away, to remove irregularities or other imperfections that have cropped up over time. After a while, the entire brake rotor may need to be replaced if it has become too thin (through repeated grindings) or warped from variations in temperature. Don't delay, as brakes are one of the most critical safety devices on your vehicle, right up there with seat belts.

Brakes - Resurface Rotors

\$0 - \$0 in parts

- \$146 - \$198 in labor

Please note: Pricing shown is for either front brakes or rear brakes. Sometimes you feel a vibration while applying the brakes. That's a sign that you may need to resurface the brake rotors. Resurfacing extends the life of the rotors by grinding a tiny amount of the metal surface area away, to remove any irregularities or other imperfections that have cropped up over time.

Cabin Air Filter - Replace

- \$29 - \$38 in parts
- \$42 - \$56 in labor

Modern heating and air conditioning systems in cars use an in-cabin air filter to help purify the air and eliminate outside odors. Consult your owner's manual or maintenance schedule for how often it should be changed. For convenience, you might consider having the cabin air filter changed in conjunction with other routine maintenance.

Coolant - Flush

- \$60 - \$82 in parts
- \$142 - \$192 in labor

Periodically flushing the engine coolant can help keep contaminants that clog the radiator's cooling element from building up. A clogged radiator could make the engine run hot, cause premature wear and even lead to engine failure. Fresh coolant also contains inhibitors that will keep the entire cooling system clean from rust, which could cause leaks in the radiator. Typically, you should flush and replace the coolant every 30,000 miles or five years, whichever comes first.

Engine Diagnostics - Check Engine Light

- \$0 - \$0 in parts
- \$190 - \$257 in labor

Diagnostics are periodic checks of the system operations of your car, truck or SUV that can give you a quick window into your vehicle's health. A mechanic performs diagnostics by plugging into a receptacle under the dashboard to access the On Board Diagnostics (OBD-II) tool or by tapping into a system like General Motors' OnStar.

Differential Fluid - Flush

- \$85 - \$114 in parts
- \$104 - \$140 in labor

In addition to wheels, a vehicle's drive axle includes a differential unit, which uses gears to synchronize the rate at which the wheels rotate. When your vehicle turns, the inside wheels don't need to make as many rotations as the outside wheels, which have a greater distance to cover. The differential helps keep the axle from binding up from this difference in turning rates. A thin coat of oil lubricates these gears, and that oil needs to be changed from time to time. Your owner's manual or maintenance

minder will tell you when to replace it. If the oil becomes contaminated or the level drops too low, the gears could be damaged, which would lead to a more expensive repair or replacement.

Engine Belt - Replace

\$78 - \$106 in parts

- **\$95 - \$129 in labor**

Several types of engine belts need to be replaced from time to time. Vehicles from 1990 and newer typically have a serpentine belt. The belt snakes around the pulleys located at the front of the engine (or the side of a transverse-mounted engine) and drives multiple accessories including the alternator, power steering pump and air conditioning compressor. If it is squeaking or worn, it could break, which would make the engine inoperable. Check it at 60,000 miles but change it before 100,000 miles. Older vehicles usually have separate belts for the water pump, alternator, radiator fan and air conditioning system, but when they break, you still may be able to get home. Finally, engine timing belts help to keep the camshaft and crankshaft in sync so that pistons and valves operate in sync. They typically last from 60,000 to 90,000 miles. A broken timing belt could result in engine damage and an expensive rebuild.

Engine Control Unit (ECU) - Reprogram

\$0 - \$0 in parts

- **\$53 - \$71 in labor**

Flashing or reprogramming your engine's computer keeps it up-to-date and operating properly. The engine control unit (ECU) is a computer that controls all of your vehicle's electronic systems. Like many computers, it occasionally requires reprogramming of its operating software. Your vehicle's warranty may covered it, but there's usually an additional charge. For example, Mazda charged a fee to re-flash the system so their vehicles could operate Apple CarPlay or Android Auto. On occasion, other vehicles revert to limp-home mode following an ECU malfunction. In order to diagnose what needs to be done, a dealership technician will connect a computer to the vehicle's On-Board Diagnostic II (OBD-II) port. Consult with your dealership service department for more information on your specific car, truck or SUV.

Engine Air Filter - Replace

\$28 - \$37 in parts

- **\$32 - \$44 in labor**

The engine air filter helps trap dirt and debris before it can enter the engine. Typically, you should change the engine air filter every 30,000 to 45,000 miles, but if you're in a dusty, dirty region, cut these distances in half.

Fuel Filter - Replace

\$82 - \$110 in parts

- **\$99 - \$135 in labor**

The fuel filter is positioned in the line leading from the gas tank to the engine and prevents contaminants from getting inside the engine, which could lead to a loss in performance and potential damage to the cylinder lining. Older cars may need their filters replaced as often as every two years and 30,000 miles; newer vehicles could go as long as 50,000 miles before needing the filter changed. Consult your owner's manual for more information.

Fuel Injector - Replace

\$141 - \$191 in parts

- **\$213 - \$288 in labor**

A vehicle's fuel delivery system has progressed quite a bit from the carburetor that used to sit on top of the engine. Today, modern vehicles feature precise fuel injection systems located on top of – or even inside – the combustion chamber. Restrictions in fuel flow, electrical problems with the injectors themselves or even dirty or contaminated fuel can all cause trouble. Fuel injectors will typically last between 50,000 and 100,000 miles. Much of this lifespan is determined by the type of fuel used and how often the vehicle's fuel filters are changed. Some symptoms that your fuel injectors need replacing include an illuminated check engine light, a decrease in fuel efficiency, a smell of fuel (especially near the fuel injectors under the hood) and engine misfiring. Fuel injector replacement is a job best performed by an ASE-certified mechanic at a dealership service department or automotive service center.

Fuel Injector - Service

\$92 - \$125 in parts

- **\$139 - \$188 in labor**

Changing from carburetors to fuel injection systems has made fuel delivery more precise. But every now and then the system needs to be flushed, cleaned and restored. Servicing your fuel injection system helps to remove waxy build-up & deposits and cleans the intake valves, cylinder heads and fuel delivery lines. This results in an extended engine life, improved performance, and better fuel economy. Most modern engines suggest fuel injector service at 60,000 miles, unless a specific problem crops up. Check your owner's manual to know for sure with your car. If you notice a certain sluggishness in acceleration and a decrease in fuel economy, it might mean it's time for a fuel injector service. Your local dealership service department performs this job every day. Contact them for more information.

Fuel Pump - Replace

\$337 - \$457 in parts

- **\$412 - \$558 in labor**

Located inside your fuel tank, a fuel pump has a small electric motor to make sure that pressurized gasoline flows to the engine to power the vehicle. Along the way, the fuel passes through a filter, either inside the fuel tank or externally in the fuel flow line. Most fuel pumps will last for the life of the vehicle but occasionally they can fail. Signs of such failure are a car that won't start or stalls once it has started. Other times, the fuel flow can slowly become starved causing the check engine light to come on. Or if you hear a whirring sound coming from your fuel tank, the fuel pump may be about to fail, since fuel pumps do not normally make noise. A mechanic will need to get to the failed pump through the top of the fuel tank via an access panel in the passenger compartment or by removing the tank from the vehicle. This moderately complicated job is best performed at your dealership's service department.

Tire(s) - Mount & Balance (4 Wheels)

\$0 - \$0 in parts

- **\$216 - \$291 in labor**

Just getting a new tire doesn't always result in a smooth ride. Because of manufacturing and mounting irregularities, tires need to be balanced by adding counter-balancing weights to certain parts of the wheel.

Oil Change

\$38 - \$52 in parts

- **\$26 - \$34 in labor**

An oil change is the act of replacing the oil and oil filter in your car, truck or SUV's crankcase. Oil has a limited life span and should be changed according to the maintenance schedule in your Owner's Manual. Many modern vehicles use synthetic motor oil that can stretch the time/mileage interval to as long as 12,000 miles/12 months.

Power Steering Fluid - Flush

\$56 - \$76 in parts

- **\$84 - \$114 in labor**

Modern cars, trucks and SUVs all use power steering to make maneuvering effortless. The power steering system uses a pump and hydraulic pressure to assist the steering gears. Power steering fluid is designed to last for as long as 100,000 miles, but the system may leak or the fluid may become exhausted before then. Follow the recommendation from your owner's manual to see when it's time to flush the power steering fluid. A mechanic will flush the system by removing dark, discolored power steering fluid and refilling it with fresh fluid, while an assistant turns the steering wheel from left to right to get old fluid out of the system. When the remaining fluid appears like fresh fluid, the system has been successfully flushed. Remove the remaining fluid, refill with fresh power steering fluid and your vehicle should be good for another 100,000 miles.

Spark Plugs - Replace

\$132 - \$179 in parts

- **\$199 - \$270 in labor**

Spark plugs ignite the fuel mixture in the engine, providing the power to make your car go. Sitting atop your engine's cylinder head, it receives a spark from the electronic ignition in modern vehicles, or the distributor cap and rotor found in older cars. Eventually, at around 30,000 miles to as high as 40,000 miles, conventional spark plugs will wear out, which could cause stalling, starting problems and engine misfires. Higher-cost platinum-tipped spark plugs may not need to be replaced as often. At the same time, it might be appropriate to replace your oxygen sensor, spark plug wires, PCV valve and fuel filter.

Thermostat - Replace

\$101 - \$137 in parts

- **\$304 - \$412 in labor**

A vehicle's cooling system uses a thermostat valve to help regulate the engine's temperature. When the engine is cold, the valve will be closed, bypassing the radiator and allowing the engine to rapidly come up to operating temperature. After that level has been reached, the valve on the thermostat opens to allow coolant to circulate through the radiator. But sometimes, through normal wear and tear or contaminants in the coolant, the thermostat may fail to open, causing the engine to overheat. This will be evident by the temperature gauge climbing into the high temperature (usually red) zone. Remember that a thermostat failure can also be caused by other factors, as well. For that reason, it is important to have a skilled mechanic check all the links in the chain – radiator, coolant pump, hoses and thermostat.

Timing Belt - Replace

\$282 - \$382 in parts

- **\$424 - \$573 in labor**

Critical to the operation of your vehicle, the timing belt synchs the operations of the camshaft and the crankshaft so that the valves operate efficiently and safely. Older cars may have a timing chain, similar to a chain on a motorcycle, with a life cycle of around 60,000 miles. Newer models use timing belts made of polyurethane and Kevlar for long life and durability. They can go as long as 100,000 miles although it's always a good idea to change it before then. Belt failure can cause extensive damage to the valves, pistons and other internal parts of the engine. The cost of changing the timing belt is a bargain when you consider the cost to replace the entire engine. Start thinking about changing the timing belt once you cross the 90,000-mile threshold. Check your owner's manual for details.

Tire Pressure (TPMS) Sensor - Replace

\$79 - \$107 in parts

- **\$118 - \$160 in labor**

A tire pressure sensor is designed to warn that one or more of your tires is underinflated. All cars built since 2007 are required to have this system. The most common sensor uses a battery and operates via a wireless transmitter mounted inside the rim of your tire's wheel. When it detects low pressure, it sends a signal to your vehicle's computer system that shows up on your instrument panel as an icon of a tire or some other alert. Most warn of low pressure without indicating a specific tire, while more advanced systems can flag an individual wheel or indicate the pressure in each tire. The batteries in tire pressure sensors last around five to seven years but sometimes they can fail earlier. The sensors can also be damaged from potholes or other sudden jarring. Replacing the sensor is easy for a tire retailer or your dealership service department. Your service technician will also electronically reset the system after replacing the sensors or whenever you replace your tires.

Tire(s) - Patch

\$18 - \$25 in parts

- **\$29 - \$38 in labor**

A flat tire doesn't necessarily mean that the tire needs replacement. Patching and plugging kits can fix holes in tires caused by small sharp objects like nails and screws. Patching the tire uses an internal patch to cover the opening and requires the tire to be removed from the rim. A plug fixes a hole externally, so in some cases, the tire doesn't need to be taken off.

Tire(s) - Rotate

\$0 - \$0 in parts

- **\$35 - \$48 in labor**

Done every 5,000 miles or so, a tire rotation is the act of moving tires around your car, truck or SUV so the tires wear evenly. Some vehicles have "staggered" tire sizes, meaning that the fronts are smaller than the rears. In this case, they can only be rotated from left to right (or vice versa). Some high-performance tires shouldn't be rotated at all, since they're made to turn in one direction only (usually indicated by an arrow on the tire's sidewall). As always, consult your owner's manual for more information.

Tire(s) - Rotate & Balance (4 Wheels)

\$0 - \$0 in parts

- **\$65 - \$88 in labor**

Done every 5,000 miles or so, a tire rotation is the act of moving tires around the vehicle so they have the opportunity to wear evenly. Some vehicles use "staggered" tire sizes meaning the fronts are smaller than the rears. In this case, they can only be rotated from left to right (and vice versa). Some high-performance tires shouldn't be rotated at all, since they're made to turn in one direction only (usually indicated by an arrow on the tire's sidewall). As always, consult your owner's manual for more information. Mounting new tires or rotating existing ones doesn't always result in a smooth ride. Because of manufacturing and mounting irregularities, tires need to be balanced by adding counter-balancing weights to certain parts of the wheel.

Transmission Fluid - Flush

\$131 - \$178 in parts

- **\$160 - \$217 in labor**

Most new vehicles are equipped with an automatic transmission. As a result, there's not really much maintenance to perform. Still, most owner's manuals will recommend changing the transmission fluid every 90,000 miles or so. Flushing your transmission's fluid has fallen out of vogue in recent years because the high-pressure cleaning involved may dislodge debris inside the transmission that can literally gum up the works. By following your vehicle's maintenance schedule, your car's gearbox will offer years of trouble-free driving. For more information check with your owner's manual and your dealership service advisor.

Transmission - Replace

\$3524 - \$4768 in parts

- **\$1113 - \$1505 in labor**

A transmission takes your engine's energy and delivers it to the wheels that drive your vehicle. It is one of the most major – and expensive – repairs you can do. A transmission can fail for almost as many reasons as there are parts inside, and often, it's easier to replace it than repair it. You are not only paying for the new or rebuilt replacement transmission but also for the labor required to remove the old unit then replace it with a new one. A time-consuming operation, this involves disconnecting fluid lines, electrical wiring, engine mounts, exhaust system components, axles or driveshafts and more. A transmission replacement can be performed by a transmission specialist or by a technician at your dealership's service department. It is always better to avoid having to go this route by explicitly following the service schedule found inside your vehicle's owner's manual.

Water Pump - Replace

\$192 - \$260 in parts

- **\$356 - \$482 in labor**

The water pump is an essential component that keeps the coolant circulating, a critical role in ensuring that the engine maintains the proper operating temperature. Without coolant being circulated, the engine will overheat, leading to premature wear and damage. A failing water pump can also leak causing further loss of coolant. Water pumps are designed to last at least 100,000 miles, however, if your water pump fails, you should replace it with a high-quality original-equipment level unit. Less expensive replacement pumps are available, but they might only have a service life of 30,000 miles.

Wiper Blades - Replace 1 Front Wiper

\$38 - \$51 in parts

- **\$10 - \$14 in labor**

Consider them part of the vehicle's safety equipment: If you can't see through the windshield, you are likely putting yourself, your family and your vehicle at risk. You should aim to replace your wiper blades every six months to a year, due to the toll they take from extreme heat and humidity, which work to cut down the useful life of your blades.



Warranty Status/Coverage

4 record(s) found

This vehicle is covered. If this vehicle has changed hands, the new owner is also covered by this warranty. Below is your default warranty information. This excludes any additional warranty coverage you may have purchased.

Warranty	Months/Miles
✓ Basic (months/miles)	36/36,000
✓ Powertrain (months/miles)	60/100,000
✓ Corrosion perforation (months/miles)	60/unlimited
✓ Roadside assistance (months/miles)	60/100,000

Disclaimer

The compilation of Consultade vin vehicle history report requires data third party data suppliers and other various data sources. Consultade vin relies on its data sources for the accuracy and reliability of its information. Therefore, Consultade vin or its agents assume no responsibility for errors or omissions in this report. In addition, Consultade vin, expressly disclaims all warranties, express or implied, including any implied warranties of merchantability or fitness for a particular purpose.

© 2025 [Consultade vin](#). All Rights Reserved.